

MEDICAL PERFUSION SUCTION PLATFORM

**Perfusion
and Suction**

IRP Control

**Multi-Scenario
Application**

**Pre-Alarm Emergency
Shutdown System**



Automatically removes calculi by utilizing the pressure difference in liquid flow direction.


Intelligently controls and digitally displays intracavitary pressure via pressure feedback control.

Automatically suctions and extracts calculi after setting the optimal flow rate and intracavitary pressure control value during the procedure


DISPOSABLE URETERAL PRESSURE MEASURING INTRODUCER SHEATH



**Right-Angle
Design**



**Pressure-Meas-
uring Hole**



**Super Slippery
Hydrophilic**





**Ergonomic Loop
Handle Design**







Flexibl




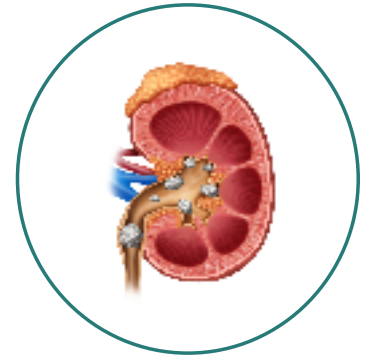
**Equipped with
Pre-Dilator**

 www.dijla-medical.com
 info@dijla-medical.com

 07755459000
 Erbil / italy2 / office279


 07755449000
 Baghdad/ AL-Yarmouk

DISPOSABLE URETERAL PRESSURE MEASURING INTRODUCER SHEATH




Flexibl

Adjustable bending segment +5/+8cm maximum bending angle of 205° with CT radiopaque markers.




Pressure-Meas uring Hole

Internally-externally connected multi-point anti-clogging pressure-measuring holes.



Super Slippery Hydrophilic

Transparent material and super-slippery hydrophilic coating.




Right-Angle Design

Right-angle design facilitates stone extraction.



Ergonomic Loop Handle Design

Convenient for single-operator Stabilization.





Equipped with Pre-Dilator


Improve the success of the first sheath insertion.

Scope of Application


This product is intended for establishing access channels for endoscopic instrument insertion and stone extraction in patients undergoing transurethral rigid/flexible ureteroscopy and lithotripsy procedures, and is designed for use with our proprietary 'Medical perfusion suction platform'.


 www.dijla-medical.com

 info@dijla-medical.com

 07755459000

 Erbil / italy2 / office279

 07755449000

 Baghdad/ AL-Yarmouk

Intelligent Pressure Control

Suction power is automatically adjusted based on real-time pressure feedback to maintain intraluminal pressure within the preset range.

Perfusion and Suction

Automatic integration of perfusion and suction replace manual saline injection.

Pressure Feedback

Utilizes hydraulic sensing technology based on the same principles as invasive arterial blood pressure monitoring, achieving a sampling rate of 6 pressure measurements per second.

Pressure Visualization

Real-time intracavitary pressure is digitally displayed on the monitor.

Emergency Shutdown with Early Warning

Automatic shutdown activates when intracavitary pressure exceeds preset threshold with auditory alarms.



Technical Specifications	Parameter
Model Specifications	IVT-IS01-A
Power Input / Frequency	100-240VAC 50/60Hz
Rated Power	80 VA
Fuse	2 x T1AH250V
Monitoring Pressure	>360mmHg
Monitoring Pressure Resolution	< ± 2mmHg
Perfusion Flow Range	(50-500) mL/min
Suction Pressure Range	0--50kPa
Ambient Temperature / Relative Humidity	+10°C~+40°C/30%-75%
Atmospheric Pressure	70kPa~106kPa
Volume / Weight	602mm*590mm*1179mm/38KG